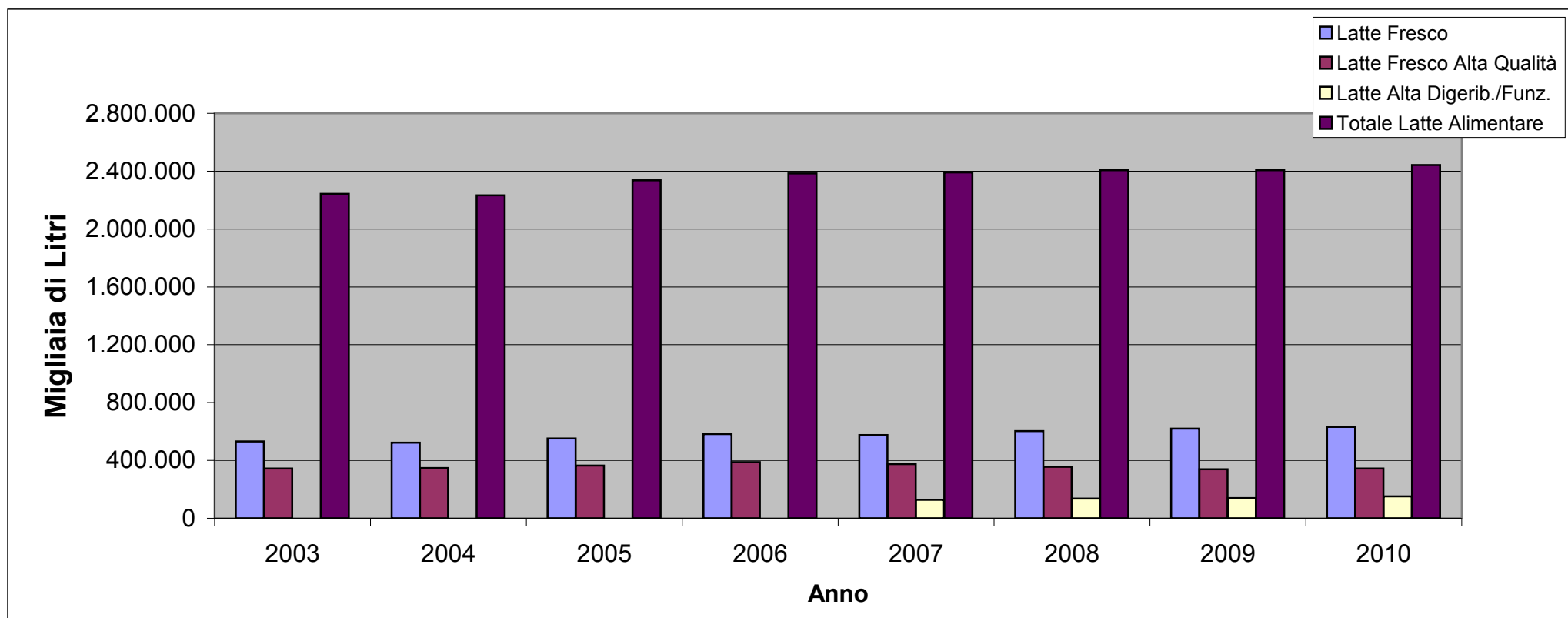


ACQUISTI DOMESTICI DI LATTE ALIMENTARE ITALIA (Migliaia di Litri)

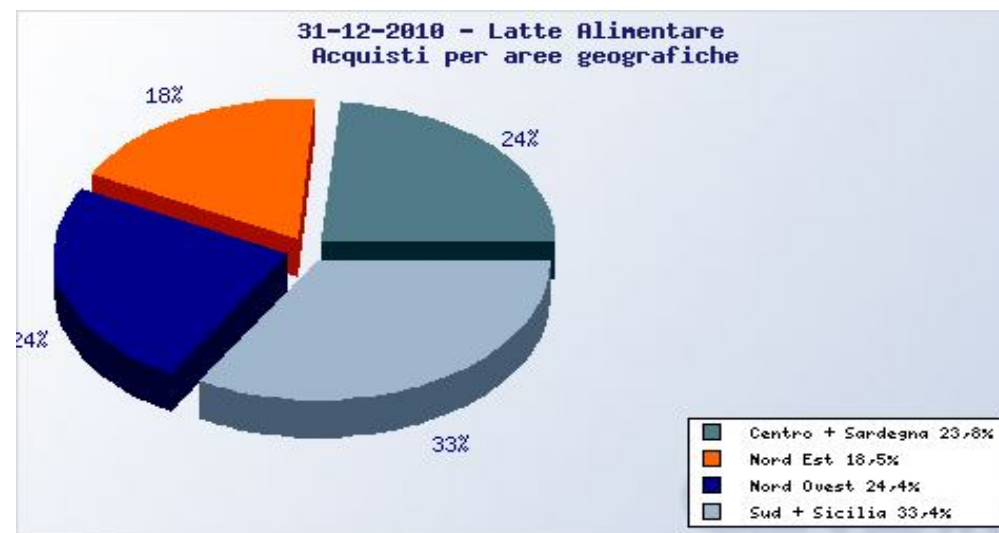
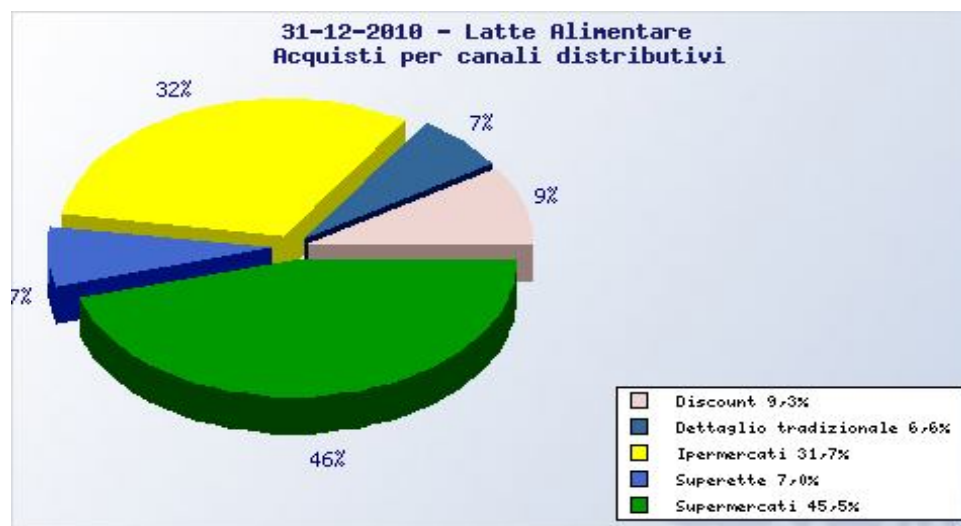
ANNO	2003	2004	2005	2006	2007	2008	2009	2010
Latte Fresco	531.104	523.047	551.176	581.815	575.437	603.266	619.869	632.607
Latte Fresco Alta Qualità	343.273	348.224	364.718	388.463	375.202	355.984	338.613	344.052
Latte UHT	1.369.330	1.361.316	1.420.397	1.414.070	1.314.097	1.311.030	1.307.634	1.314.271
Latte Alta Digerib./Funz.	0	0	0	0	126.978	136.357	139.654	150.760
Totale Latte Alimentare	2.243.707	2.232.587	2.336.291	2.384.348	2.391.714	2.406.637	2.405.770	2.441.690



Fonte : Ismea - AcNielsen

Elaborazione Dati : Ced A.Pro.La.V.

ACQUISTI DOMESTICI DI LATTE ALIMENTARE ITALIA



Fonte : Clal